



3M™ Scotch-Brite™ Purple High Shine For Cleaning and Buffing of floors

Description

The 3M™ Scotch-Brite™ Purple High Shine Floor Pad is a premium quality floor maintenance pad, made of high quality synthetic fibres organised in an open textured non-woven construction. Buffing and cleaning particles are bonded with a durable resin to the non-woven structure. Each floor pad has a pre-cut centre hole.

Special Features and Advantages

- Can be used on both sides and in the middle.
- Can be used on various types of floors: marble, terrazzo, concrete, plastic, linoleum, wood, ceramic, epoxy...
- Develops shine on most floors when used in dry conditions or wet conditions or with a spray bottle, up to 90 points of gloss (at 60° angle), depending on floors and conditions.
- It can be used with water only, for cleaning and raising shine.
- Fine / Medium size fibre for detailed cleaning and enabling fast polishing action on floors.
- Open and flexible web to collect soil for floors, reduction of clogging and allowing an easy washing after use.
- Durable pad.

Where and when to use

RPM	150-400	>400
Strip		
Scrubber dryer	XX	
Cleaning under swing machine	XX	XX
Spray cleaning	XX	XX
Buff (dry)	XX	XX

Product Specifications

3M™ Scotch-Brite™ Purple High Shine Floor Pads consist of polyester fibres, synthetic resin and dedicated abrasives. They are not significantly affected by water, detergents and cleaners commonly used for floor maintenance.

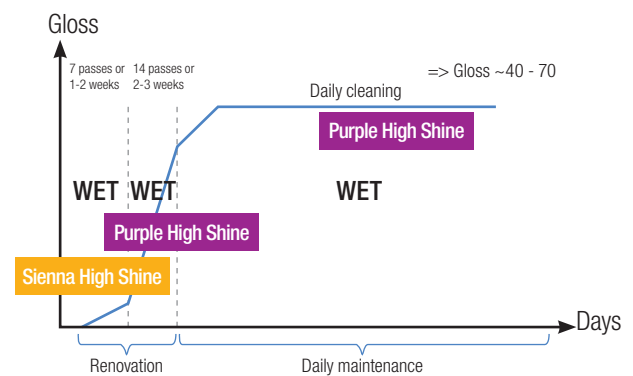
Clean and develop floor shine in both renovation and daily wet cleaning process with auto scrubbing machines, or low speed rotary floor machines in combination with any detergent cleaner or simply water. Increase to extreme shine by using the pad in dry conditions at low or ultra high speed, at desired frequency.

Example of use with scrubber-dryer machines on stone floors

If the floor is damaged, it is recommended to first use the 3M™ Scotch-Brite™ Sienna High Shine floor pad, 3M Surface Preparation Pad (SPP pad) or 3M Trizact™ HX pads to condition the floor by removing scratches.

The 3M Scotch-Brite™ Purple High Shine Floor Pad is used as below:

1. Install under the machine pad holder.
2. Daily wet clean and buff the area with the machine.
3. After some days, typically 7 days (or 10 passes in a row, as choice), the shine has raised significantly. Depending on shine expectations, Purple High Shine can be used for more passes or on a daily cleaning / buffing usage with same machine.
4. Maintain the floor with Scotch-Brite™ Purple High Shine Floor Pad.



Example of use with a Swing floor machine on stone floors

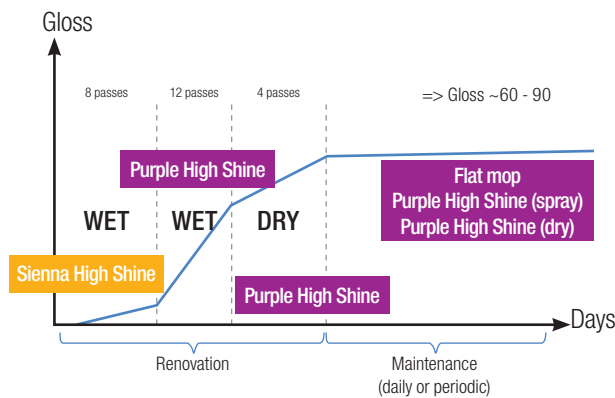
If the floor is damaged, it is recommended to first use the 3M™ Scotch-Brite™ Sienna High Shine Floor Pad, 3M Surface Preparation Pad (SPP pad) or 3M Trizact™ HX pads.

The 3M™ Scotch-Brite™ Purple High Shine Floor Pad is used as below:

1. Dust mop or sweep the area.
2. Install the pad under the machine.
3. Wet clean / buff the area, doing typically 12 passes.
4. Pick up dirty residues with vacuum cleaner.
5. Rinse with clear water and let dry before reopening to traffic.
6. Remove pad and clean it.

A high shine is already obtained, but if a higher shine is desired, go through the following additional steps.

7. Let the floor dry and install a dry pad under the low speed or ultra-high speed machine.
8. Dry buff the floor till desired shine is obtained (typically 4 passes).
9. Dry mop the surface to remove potential residues if desired.
10. Maintain floor by flat mopping or with 3M™ Scotch-Brite™ Purple High Shine Floor Pad from time to time.
11. Pop-up the shine in dry conditions with 3M™ Scotch-Brite™ Purple High Shine Floor Pad from time to time.



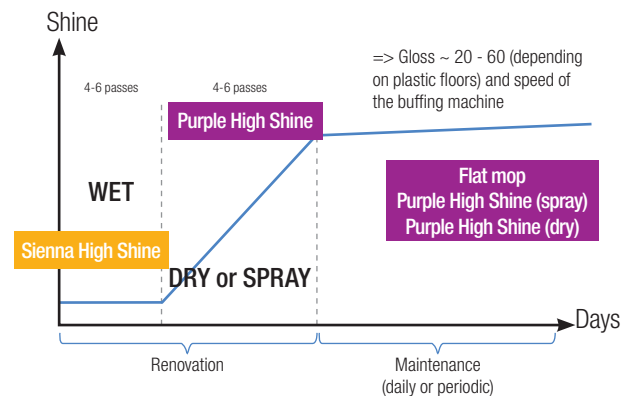
Example of use with a swing floor machine on plastic based floors or wood

If the floor is damaged, it is recommended to first use 3M Surface Preparation Pad (SPP pad) for typically 4 passes or 3M™ Scotch-Brite™ Sienna High Shine Floor Pad. If the floor is protected, it is possible to use 3M™ Scotch-Brite™ Purple High Shine Floor

Pad directly (Sienna High Shine and SPP pad would remove the protection).

The 3M™ Scotch-Brite™ Purple High Shine Floor Pad is used as below:

1. Dust mop or sweep the area.
2. Dry buff the floor till desired shine is obtained (typically 4 passes) or spray buff the floor.



Maintenance of pad

1. Remove pad from machine after each use.
2. Scrub with a soft nylon brush under tap water or spray hose both sides or machine wash at 40°C max.
3. Hang up for drying.

Note: machine wash will damage the floor pads and reduce their durability.

Product Characteristics

Colour	Purple
Marking	Black Scotch-Brite™ logo on one side
Thickness	28mm
Weight	1410 g/sqm
Fibre type	Polyester, blend of sizes.
Minerals	Dedicated minerals for cleaning and buffing.
Centre hole	pre-cut 85 mm diameter centre.

Origin:

Made in France, in an ISO 9001:2008 and ISO 14001:2004 certified plant.



Commercial Solutions Division 3M Europe

3M Centre,
Cain Road, Bracknell
Berkshire RG12 8HT
United Kingdom
Tel: +44 (0) 1344 858000
www.3M.eu/Facilities

3M and Scotch-Brite are trademarks of 3M Company
Please recycle. © 3M 2014.
All rights reserved.
18988